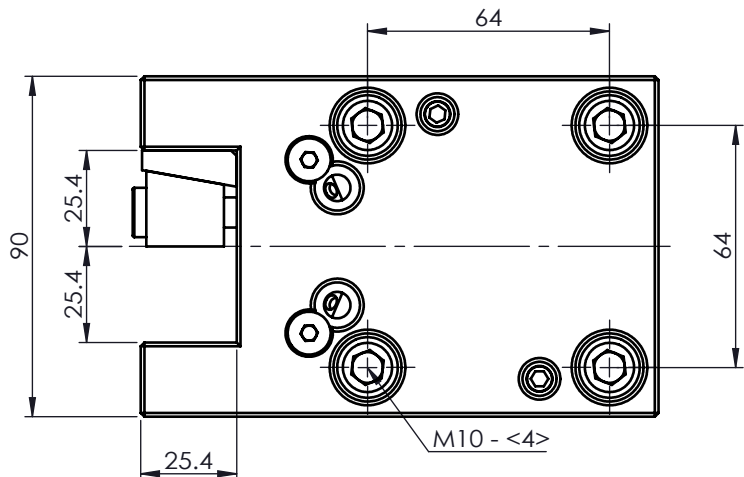
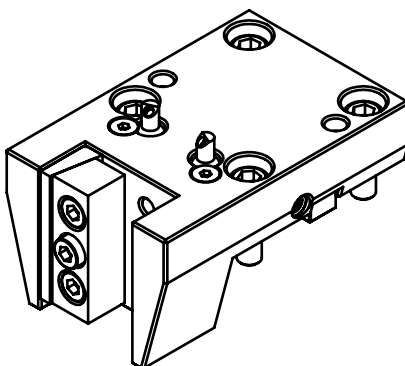
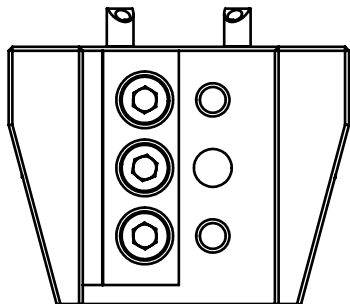
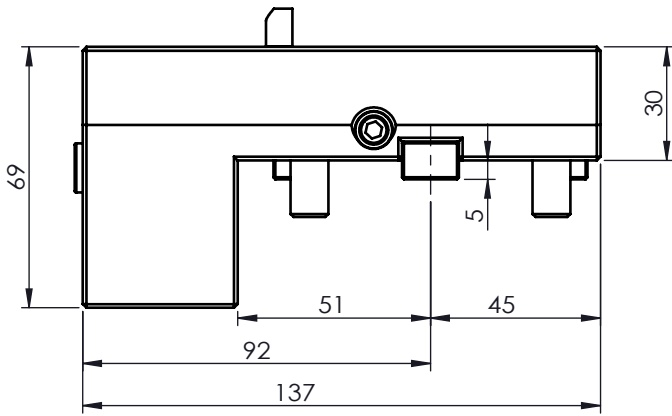
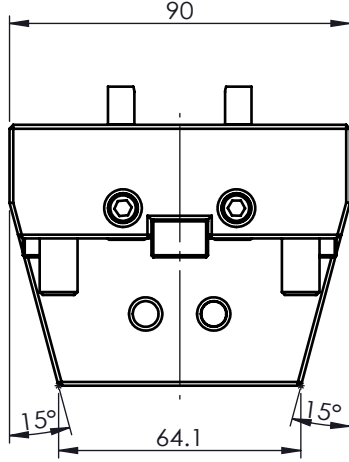



	1	2	3	4	5	6	7	8	9	10
A										TECHNICAL FEATURES :
B										
C										
D										
E	<div></div>									<div></div>
F	<div></div>									
G	<div></div>									
H	<div></div>									
<div>Machine type : PUMA 230-240M/MS-280LM PUMA 1500-2000-2500M/MS/Y/SY PUMA 2100 SERIE - PUMA TT1500-TT1800MS/SY PUMA TL2000-2500 (M) - MX1600/2100TS</div>				<div><div>豪力輝工業股份有限公司 HOLD WELL INDUSTRIAL CO.,LTD E-mail : sales@mail.holdwell.com http ://www.holdwell.com</div></div>			<div>品號 Model No.</div> THL-DPM-C2-5525.4		R-02	
				<div>品名 Description</div> BMT55-W25.4 單刃端面外徑刀座 C2 BMT55-W25.4 Face and OD Tool Holder C2						